



ALFESS™

Connect Bluetooth between ALFESS™ and the remote control

1. Start the ALFESS™.


Start by pressing the circular button on the front panel for 2 seconds.




2. Push down the set/enter and power button on the remote control at the same time.

a. The text: "BT init. Contact" appears on the display.

b. After a few seconds, the display will show two clear fields in yellow and blue (see image in step 3).




3. Turn off the remote control and wait 5 seconds.



4. Start the remote control again .

The remote control switches to "sit" or "stand" mode.



5. Turn off both units using the power button .